

2022 STUDENT SURVEY

ALCOHOL & DRUG MISUSE BY YOUTH IN SOUTHWEST OHIO

The PreventionFIRST! (PF!) Student Survey is a youth survey administered every other year. Results of the Student Survey provide comprehensive descriptions of the self-reported drug use patterns of area youth. In addition to substance use/misuse, students are asked about gambling behaviors, school climate, and other factors associated with substance use/misuse. The following data is the results to the 2021-2022 survey cycle.

METHODOLOGY

Every tri-state area school is invited to participate. Overall, 26,260 students completed the localized version of the Pride Surveys Questionnaire between September 2021 and December 2021. Students in school the day(s) the survey was conducted, completed the survey. No surveys were conducted outside of the school building.

DEMOGRAPHICS

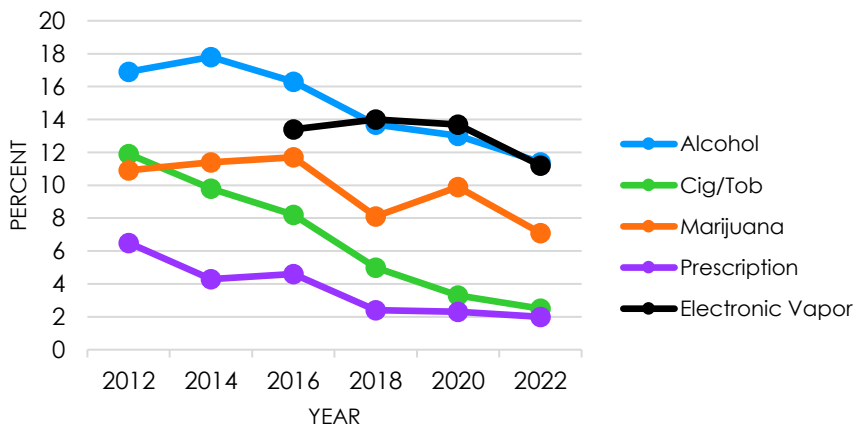
The data reported comes from a census of 60 public and private schools from the 7th-12th grade student population from Butler, Clermont, Hamilton, and Warren counties in Ohio. The racial/ethnic makeup of respondents is representative of the schools who participated.

4 Key Measures of Substance Use/Misuse for Southwest Ohio

Measure	Alcohol	Tobacco	Marijuana	Prescription Drugs ¹	E-Vapor
Past 30-Day Use	11.4%	2.5%	7.1%	2.0%	11.2%
Perception of Harm ²	75.1%	84.9%	60.6%	82.5%	68.3%
Parental Disapproval ³	85.0%	93.3%	88.9%	94.1%	90.9%
Friend Disapproval ³	64.9%	80.0%	71.1%	87.0%	68.4%

¹Non-medical use ²Percent responding harmful or very harmful ³Percent responding that parent or friend feels behavior is wrong or very wrong

30-Day Use of Alcohol, Cigarettes, Marijuana, Prescription Drugs and Vaping



Most kids are **NOT** using alcohol, tobacco, or other drugs.



Past 30-Day use of Marijuana decreased from 9.9% in 2020 to 7.8 in 2022.



Past 30-Day use Electronic- Vapor Products is at the lowest level ever recorded, dropping 2.5% from 2020.

Key Contact:

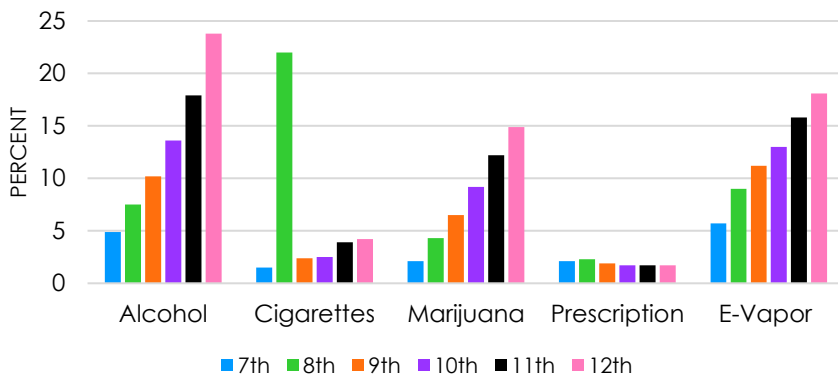
Sarah Sawmiller, Manager of Evaluation
MPH, OCPS, CHES
ssawmiller@prevention-first.org

ALCOHOL & DRUG MISUSE BY YOUTH IN GREATER CINCINNATI

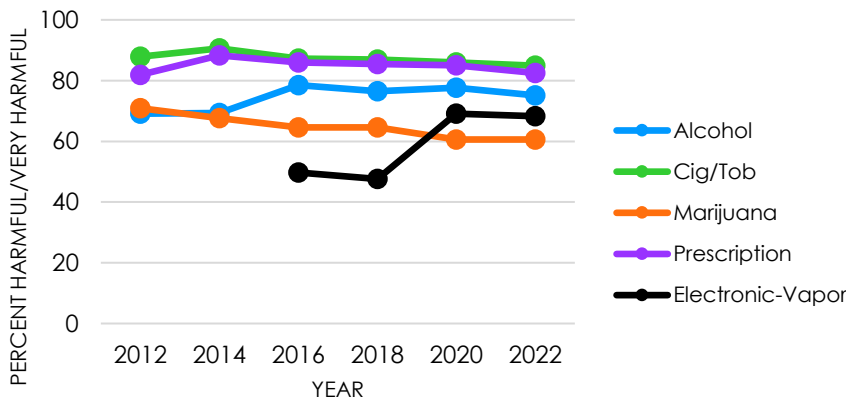
2022 STUDENT SURVEY



30-Day Use of Alcohol, Cigarettes, Marijuana, Prescription Drugs and E-Vapor by Grade



Perception of Harm



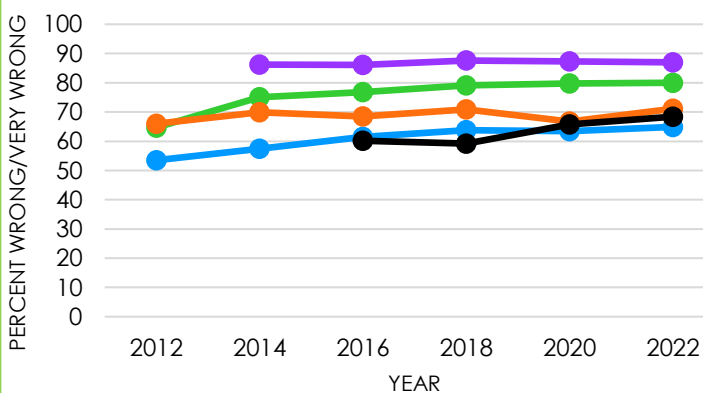
33.9% of Students said they get 8 or more hours of **sleep** on an average school night.

When asked how often they experienced **depression** in the last 30-days, **24.1%** said **all /most of the time**. When asked about anxiety, **38.8%** responded **all/ most of the time**.

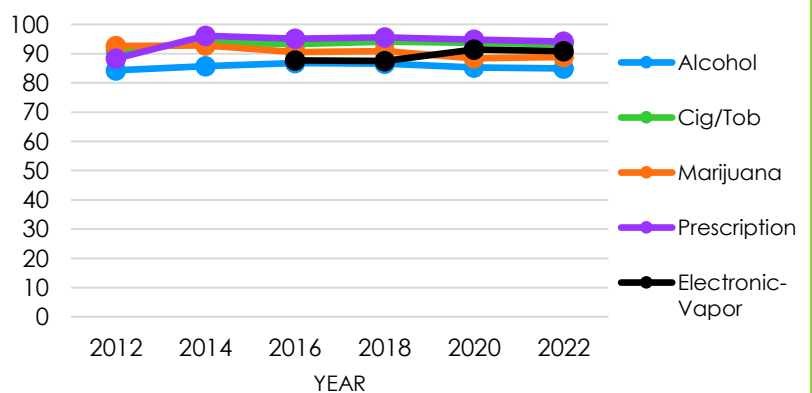
53.2% of Students said that in general they feel **stressed** often/ a lot.

When asked, "How often are you able to pull yourself out of a bad mood?" **40.4%** of students responded **often/ a lot**.

Perception of Friend Disapproval



Perception of Parental Disapproval



ADDITIONAL INFORMATION

Visit: www.prevention-first.org for topic summaries & regional finding for 2000 - 2022

Special thanks to: Charles H. Dater Foundation · Hamilton County MHR SB · Interact for Health · Ohio MHAS · PRIDE Surveys, Inc · Robert and Adele Schiff Family Foundation · School Participants · SAMHSA Federal Grants: STOP, CARA · The Louise Taft Semple Foundation · PF! Board of Trustees · Local member coalitions and other county organizations in Butler, Hamilton, Clermont, and Warren counties, who facilitated and funded the implementation of this survey.